

# Multicultural Center for Academic Excellence

**Diversity Data Deep Dive 5**

**8 November 2019**

**Raul Aguilar, Jr. & Caleb Hicks, Ph.D.**

# Agenda

1. MCAE Basics
2. Data Dive
  - a. Kick Off
  - b. Peer Tutoring
  - c. Living Learning Communities
3. Looking Ahead
4. Conclusion



# MCAE Basics

The Multicultural Center for Academic Excellence (MCAE) is a student services office that centers indigenous, first-generation, and students of color in the pursuit of their academic achievements.

## 3 Pillars:

### Outreach

- Kick Off
- VIP Leadership Retreat

### Engagement

- Living Learning Communities (LLC)
- Ambassador Program

### Student Success

- Peer Tutoring
- Celebration of Achievement



# MCAE Basics - Overview of the Numbers (2018-19)

## Student Participation

Student visits	<b>13,453</b> (total) <b>1574</b> (unique)
Peer tutoring sessions	<b>902</b> (total) <b>150</b> (unique)
Kick Off participants	<b>380</b> (Fall 2019)
LLC participants	<b>80</b> (all LLCs Fall 2019)

# MCAE Basics - Overview of the Numbers (2018-19)

## Student Demographic Data

American Indian/Alaska Native	<b>4.9%</b>
Asian	<b>39.1%</b>
Black/African American	<b>21.1%</b>
Hispanic/Latino	<b>8.3%</b>
Native Hawaiian/Pacific Islander	<b>0.3%</b>
Unspecified	<b>7.4%</b>
White	<b>10.6%</b>
Female	<b>65.3%</b>
Male	<b>29.3%</b>
Unspecified	<b>5.3%</b>

## Student Academic Data

Freshman	<b>18%</b>
Sophomore	<b>20.6%</b>
Junior	<b>19.4%</b>
Senior	<b>28.4%</b>
Graduate/Professional	<b>4.7%</b>
Non-degree	<b>8.6%</b>
CLA	<b>41%</b>
CEHD	<b>16.9%</b>
CSE	<b>7.9%</b>
CBS	<b>7%</b>
CCAPS	<b>4.5%</b>

# Data Dive: Multicultural Center for Academic Excellence and Circle of Indigenous Nations

## Caveats about our data

- Some is new, has limited comparability to previous years
- U-Card swipes do not capture all visits
- Demographic data is restrictive and boxing
- Statistical analyses have not been applied



# Data Dive: Kick Off

## Kick Off 2018 (Aug 26-28)

Registrants	500
Visits first week:	555
Unique:	302 (54.4%)
Visits first month:	2699
Unique:	709 (26.3%)



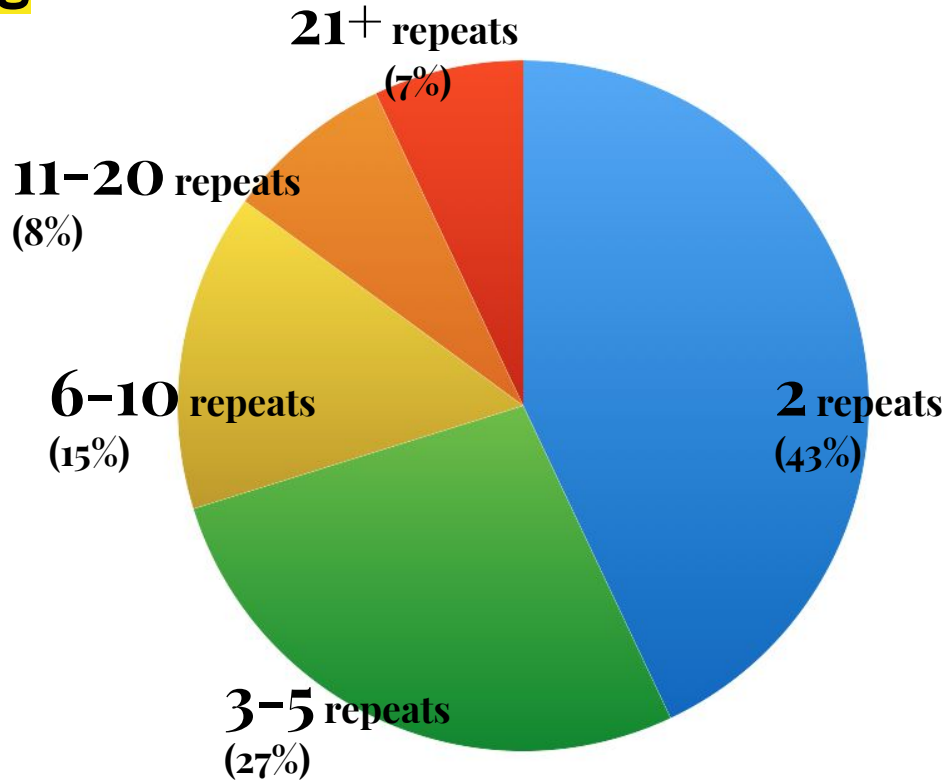
## Kick Off 2019 (Aug 25-27)

Registrants	381
Visits first week:	727 (31% > 2018)
Unique:	425 (59% of total)
Visits first month:	3136 (16.2% > 2018)
Unique:	985 (31.4% of total)

# Data Dive: Peer Tutoring

2018-19

Total visits      **902**  
Repeat visits      **752 (83.4%)**

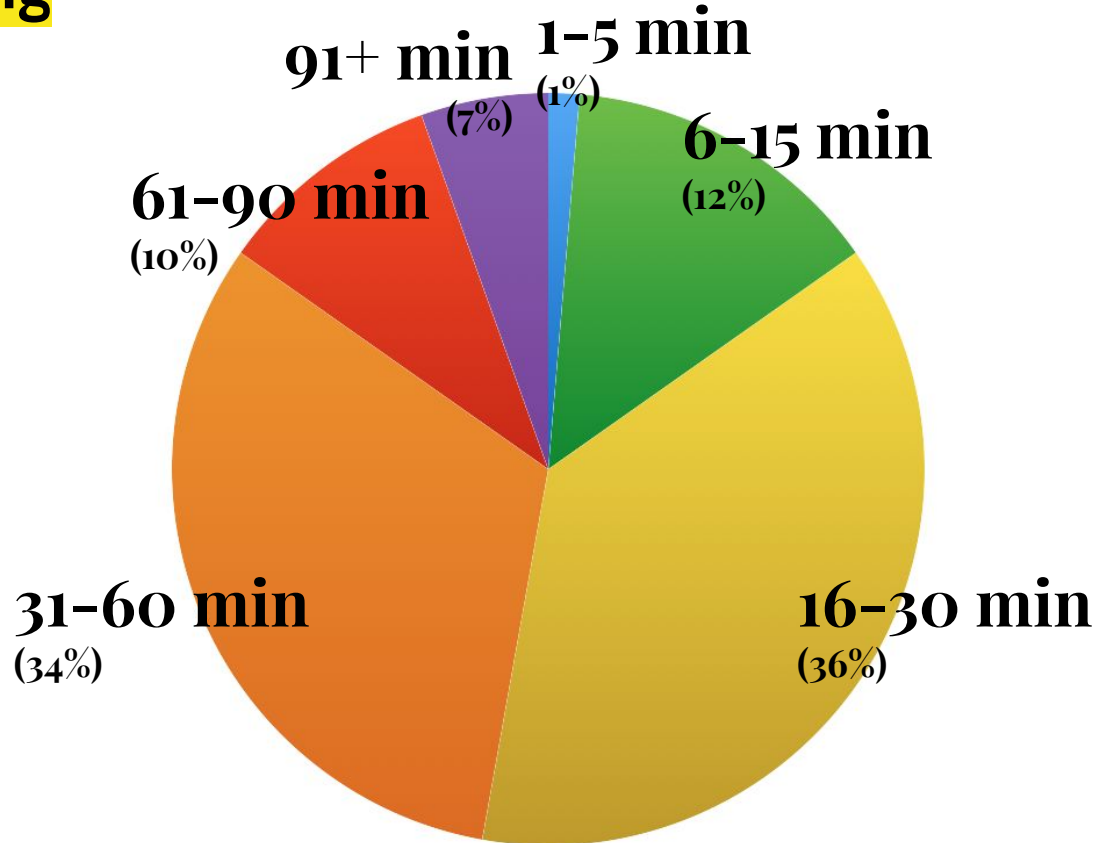




# Data Dive: Peer Tutoring

## Session Duration

Average 45.72 minutes  
Total 687.3 hours



# Data Dive: Peer Tutoring

## Content Areas

Biology

Business

Chemistry

Chinese

Computer Science

Economics

Japanese

Korean

Math

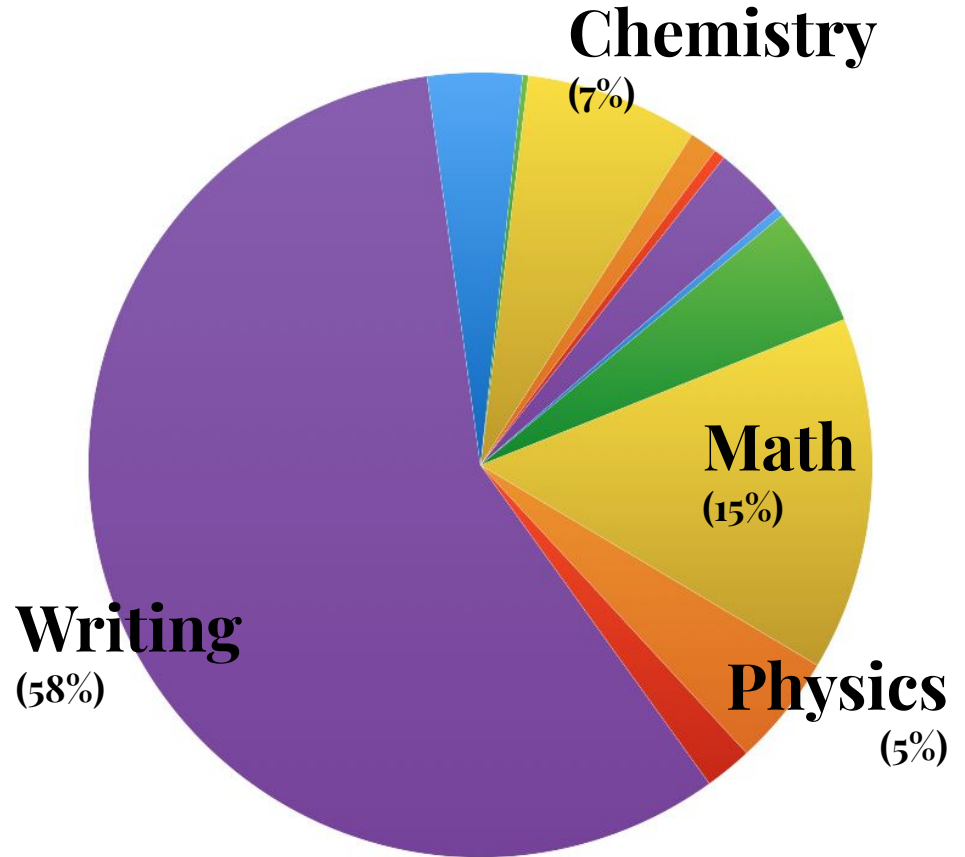
Physics

Spanish

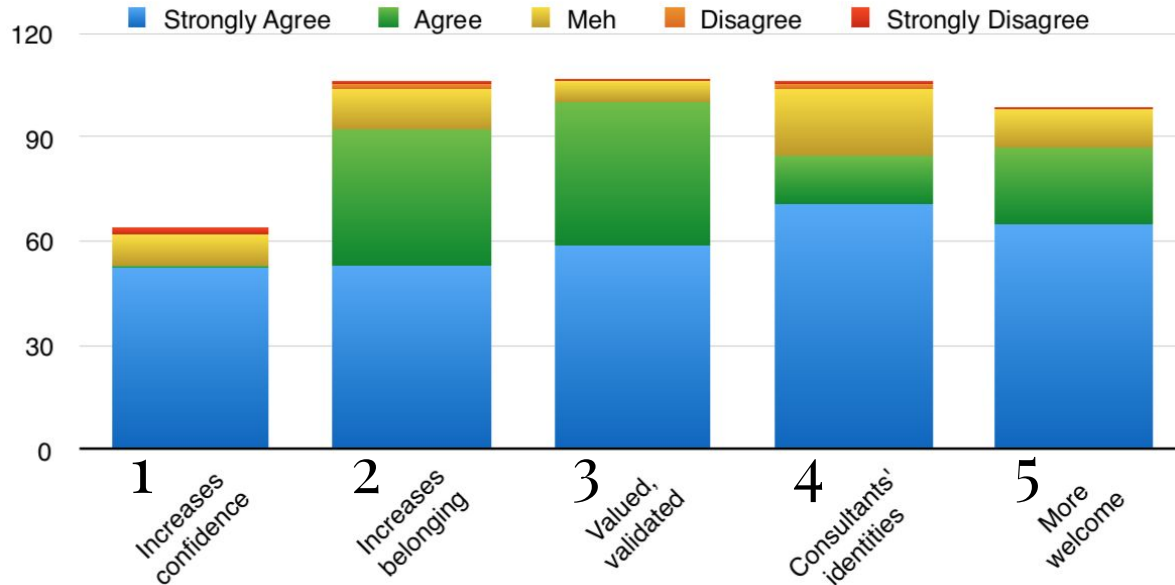
Statistics

Writing

(Other)



# Data Dive: Peer Tutoring



## Campus Climate

- 1) Visiting MCAE Academic Support increases my confidence about school in general.
- 2) MCAE Academic Support increases my sense of belonging on campus.
- 3) I feel valued, validated, and affirmed when I come to MCAE Academic Support.
- 4) It is important to me to have consultants who have identities similar to my own.
- 5) I feel more welcome in MCAE than in other academic support spaces on campus.

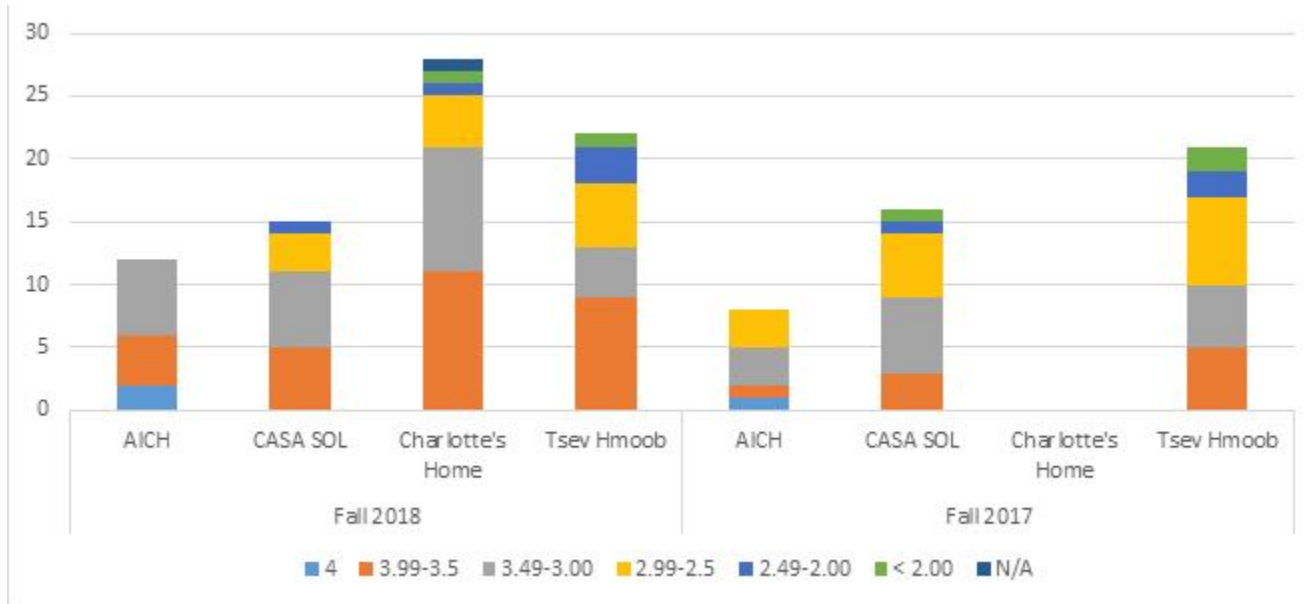
# Data Dive: Living Learning Communities

## Cultural Living Learning Communities Enrollment 2019

American Indian Culture House	5
CASA SOL	11
Charlotte's Home for Black Women	18
Huntley House for African American Men	20
Tsev Hmoob	26
Total	80

# Data Dive: Living Learning Communities

## GPA comparison among cultural LLCs



# Data Dive: Living Learning Communities

## GPA comparison between cultural LLCs and others



# Looking Ahead

## How we can improve for future years

- Design data collection strategies for informative demographics
- Compare MCAE students to others on campus
- Develop consistent systems for tracking student traffic
- Incorporate statistics for richer insight

# Conclusion(s)

1. MCAE has annual student participation of > 1000 students
2. Return visits account for a most visits (>10,000)
3. Kick Off welcomes up to 500 incoming students
4. Peer Tutoring reaches almost 1000 students annually
5. Peer Tutoring data suggests a positive impact on campus climate
6. Living Learning Communities can influence students' GPAs with intentional programming



“MCAE has supported me as a first-gen student by providing me with a wide system of resources to help me reach my goals, and I am thankful for the support.”

@lxbnaa

**FIRST Gen**  
UMN FIRST  
Proud

**Lubna Mohamed, UMTC Student**  
Share your story at  
[z.umn.edu/MCAEFIRSTGen](https://z.umn.edu/MCAEFIRSTGen)



**Thank you!**

# Questions

## **Contact**

**Raul Aguilar, Jr.**  
raul@umn.edu

**Caleb Hicks**  
caleb@umn.edu